

Wiring for Ford

ISO Adapter : AC000011AA




Car models :

Aerostar	1992-1997		Fusion	> 2002	4500	radio
Aspire	1996-1997		Galaxy	1995 - 2000		
Bantam	> 1995		Galaxy	> 2001		
Bronco	1992-1996		Ka	> 1996		
Connect	> 2003		LTD	> 1986		
Contour	1995 - 2000		Maverick	1996 - 2001	5000	radio
Cougar	> 1998		Maverick	1996 - 2001	6000	radio
Courier	> 1996		Maverick	1996 - 2001	6006	radio
Crown Victoria	1992 - 1997		Maverick	> 2001	5000	radio
Econoline	1986 - 1997		Maverick	> 2001	6000	radio
Econovan	> 1992		Maverick	> 2001	6006	radio
Escape	2001 - 2004		Mondeo	1993 - 11/2003	8 pins	power
Escort	> 1995		connector			
Escursion	> 2000		Mustang	1994 - 1999		
Expedition	1997 - 2000		Mustang	> 2005		
Explorer	1991 - 1998		Probe	1989 - 1997		
F 150	1986 - 1998		Puma	> 1997		
F 250	1986 - 1998		Ranger	1998 - 2004		
F 350	1986 - 1998		Ranger	> 2004		
F 550	> 2005		Scorpio	1996 - 1998		
Fairlane	> 1999		Taurus	1986 - 1994		
Fairmount	> 1999		Thunderbird	1986 - 1997		
Falcon	> 1994		Transit	1989 - 8/2006		
Festiva	> 1998		Transit	> 9/2006		Travelpilot
Fiesta	1996-2001		Transit Connect	> 2003		
Fiesta	2002 - 8/2005	5000 / 6000 / 6006	Ute	> 1999		
Radio			Windstar	1995 - 1999		
Fiesta	2002 - 8/2005	450 Radio				
Focus	1998-2004	All				

Reference : **AC000011AA**


If you are interested, contact our sales department :

sales@parrot.fr



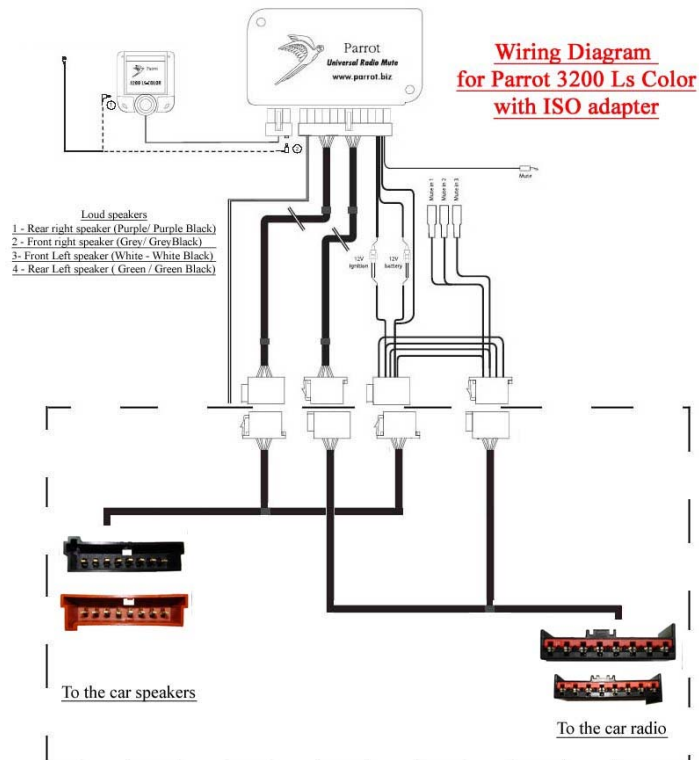
Some Ford cars have an inverted polarity. 12V Ignition and the 12V Permanent are inverted so change the fuses holders : red to orange and orange to red

If you install a Parrot 3200, you must see the message "good bye" on your display when you cut off your engine. If you don't have, you don't have the correct polarity.





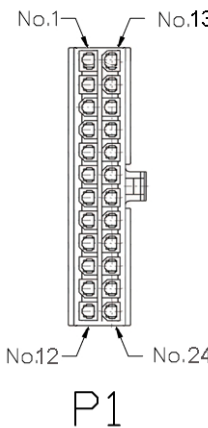
Mounting Procedure for Parrot 3200 Ls Color



Same mounting procedure for Parrot 3400 Ls GPS


Parrot 3200 Ls colors /3400 Ls GPS connections :

Pin	Color	Function	
		Color	Function
1	Purple Black		Rear Right Speaker -
2	Grey black		Front Right Speaker -
3	White black		Front Left Speaker -
4	Green black		Rear Left Speaker -
5	Green black		Rear Left Radio Speaker -
6	White black		Front Left Radio Speaker -
7	Grey black		Front right Radio Speaker +
8	Purple Black		Rear Right Radio Speaker +
9	Red		Line in 1P
10	White		Line in 2P
11	Yellow		Mute
12	Black		Ground
13	Purple		Rear Right Speaker -
14	Grey		Front Right Speaker -
15	White		Front Left Speaker -
16	Green		Rear Left Speaker -
17	Green		Rear Left Radio Speaker +
18	White		Front Left Radio Speaker +
19	Grey		Front right Radio Speaker +
20	Purple		Rear Right Radio Speaker +
21			Line in 1M
22			Line in 2M
23			12V Key (Fuse)
24			12 V (Fuse)




Power connectors

Pin Number	Couleur	Description
1	White	Mute In 1
2	Yellow	Mute In 2
3	Blue	Mute In 3
4	Orange	+ 12V Memory
5	Green	
6	Brown	
7	Red	+ 12 V Permanent
8	Black	Masse



Audio connectors

Pin Number	Couleur	Description
1	Grey	Rear right speaker +
2	White	Rear right speaker -
3	Blue	Front right speaker +
4	Green	Front right speaker -
5	Red	Front left speaker +
6	Orange	Front left speaker -
7	Bronw	Rear left speaker +
8	Black	Rear left speaker -



ISO Adapter connections

Ford Audio

N°	Connector	Color	Description
3	Ford 1	Green	Rear left speaker +
1	Ford 1	White	Rear left speaker +
5	Ford 1	Grey	Front Right speaker +
7	Ford 1	Violet	Rear Right speaker +
4	Ford 1	Green Black	Rear Left speaker -
2	Ford 1	White Black	Front Left speaker -
6	Ford 1	Grey Black	Front Right speaker-
8	Ford 1	Black Violet	Rear Right speaker -



Ford 1



Ford 2

Ford Supply

N°	Connector	Color	Description
3	Ford 2	Yellow	+12 V Ignition
1	Ford 2	Red	+12 Permanent
6	Ford 2	Black	Ground

Ford Audio

N°	Connector	Color	Description
3	Ford 3	Green	Rear left speaker +
1	Ford 3	White	Rear left speaker +
5	Ford 3	Grey	Front Right speaker +
7	Ford 3	Violet	Rear Right speaker +
4	Ford 3	Green Black	Rear Left speaker -
2	Ford 3	White Black	Front Left speaker -
6	Ford 3	Grey Black	Front Right speaker-
8	Ford 3	Black Violet	Rear Right speaker -



Ford 3



Ford 4

Ford Supply

N°	Connector	Color	Description
3	Ford 4	Yellow	+12 V Ignition
1	Ford 4	Red	+12 Permanent
6	Ford 4	Black	Ground