

2008

Thanks to the exceptional contribution of the Italian design house Giugiaro Design, Vredestein has achieved a unique position in the top segment of the tyre industry. The designers from Giugiaro and Vredestein have created the ideal combination of aesthetics and safety in the Wintrac xtreme, Wintrac 4 xtreme and Wintrac xtreme RunFlat tyres.

# WINTER TYRES

**WINTRAC XTREME**  
**WINTRAC 4 XTREME**

**GIUGIARO**  
DESIGN

To find the right tyre pressure:

[WWW.KEEPTHEPRESSUREUP.COM](http://WWW.KEEPTHEPRESSUREUP.COM)

Your dealer:



07/08



**REDESTEIN**  
[www.vredestein.com](http://www.vredestein.com)

**REDESTEIN**  
DESIGNED TO PROTECT YOU

United Kingdom: Vredestein (UK) Ltd., Tel. 01933 677770, E-mail: [customer.uk@vredestein.com](mailto:customer.uk@vredestein.com)

USA: Vredestein Tyres North America Inc., Tel. 732 549 2440 / 800 221 3422,

E-mail: [customer.us@vredestein.com](mailto:customer.us@vredestein.com)

Export: Vredestein Banden B.V., Tel. +31-53-4 888 400, E-mail: [export@vredestein.com](mailto:export@vredestein.com)



**GIUGIARO**  
D E S I G N

A UNIQUE PARTNERSHIP WITH

# GIUGIARO DESIGN

Giorgetto Giugiaro was hailed as 'The Automotive Designer of the Century' by the world automotive press in 2001. The impact the Giugiaro team at Italdesign (Moncalieri, Torino, Italy) has made on car styling is recognised world wide. More than 150 cars proudly carry the Giugiaro stamp, including Bugatti, VW Golf, Saab 9000, Lexus, Alfa Romeo Brera, Volkswagen V12, BMW Nasca and Ferrari GG.

Giorgetto, along with his son and successor Fabrizio have been working with us since 1997, with the famous Sportrac being the first practical result of our cooperation. They have great vision and a genuine feeling for the balance between form and function, ratio and emotion. Equally crucial for Vredestein is their ability to be creative within the technical requirements and restraints involved when designing safety products. All this and much more besides, continually inspires us to look at new projects with Giugiaro Design. The appreciation of so many partners, customers and consumers worldwide is a testament to the success of this partnership.

The unique V-shaped Sportrac, the Ultrac with its surprising bio-design, the powerful non-directional a-symmetric Ultrac Sessanta, Wintrac xtreme and Sportrac 3: Each of these tyres is a technological masterpiece and a jewel in terms of shape and performance.

**GIUGIARO**  
D E S I G N



## WINTRAC XTREME

HIGH PERFORMANCE WINTER DESIGN

WINTRAC

The Wintrac xtreme is the first winter tyre to be developed in partnership with Giugiaro Design. Aggressive, firm lines give the W-shaped tread its powerful appeal. Sipe technology was a priority for Vredestein in the design of the Wintrac xtreme. Optimum Silica Processing™ (OSP™) technology is incorporated in the fabrication of the tread compound, enhancing the winter performance and improving grip on wet surfaces. In addition, the equal distribution of pressure across the contact area ensures an even wear pattern, and low noise levels throughout the life-span of the tyre.



FEATURES	BENEFITS
Developed by Giugiaro Design	Powerful appearance due to aggressive, firm lines
Innovative sipe technology	Straight sipes across the tread for a good grip on snow Zigzag sipes in the tread shoulders for perfect handling
Optimum Silica Processing™ (OSP™) in the tread compound	Increased grip on wet surfaces Excellent aquaplaning stability Good performance on snow and ice
Speed ratings H, V and W	True high-performance winter tyre with good course stability and steering precision
Equal distribution of pressure across the footprint	Low noise levels throughout the tyre's life-span Perfect driving performance in winter conditions

### AVAILABLE SIZES

215/65 R 15 96 H	205/50 R 17 93 V XL	235/40 R 18 95 W XL
215/65 R 16 98 H	215/50 R 17 95 V XL	245/40 R 18 97 W XL
215/60 R 16 99 H XL	225/50 R 17 98 V XL	245/40 R 20 99 W XL
225/60 R 16 98 H	235/50 R 18 101 V XL	265/35 R 18 97 W XL
235/60 R 16 100 H	205/45 R 17 88 V XL	235/35 R 19 91 W XL
225/60 R 18 104 V XL	215/45 R 17 91 V XL	245/35 R 19 93 W XL
205/55 R 16 94 V XL	225/45 R 17 94 H XL	255/35 R 19 96 W XL
215/55 R 16 97 H XL	225/45 R 17 94 V XL	265/30 R 19 93 W XL
225/55 R 16 95 H	235/45 R 17 97 V XL	275/30 R 19 96 W XL
225/55 R 16 99 V XL	245/45 R 17 99 V XL	235/30 R 20 88 W XL
215/55 R 17 98 V XL	225/45 R 18 95 V XL	245/30 R 20 90 W XL
225/55 R 17 101 V XL	245/45 R 18 100 V XL	285/25 R 20 93 W XL
235/55 R 17 103 V XL	255/40 R 17 98 W XL	
205/50 R 16 87 H	225/40 R 18 92 W XL	

XL = Extra Load



## WINTRAC 4 XTREME

HIGH PERFORMANCE SUV WINTER TYRE

The Wintrac 4 xtreme is the first high performance SUV winter tyre to carry the signature of a top designer. Giugiaro's innovative design and sleek lines give the W-shaped tread a powerful appearance. The tyre reflects the latest developments, offering you the very best in design, safety and comfort. The Wintrac 4 xtreme has excellent on-road properties, but also features a number of important all-terrain characteristics. For instance, the tread has good self-cleaning properties, resulting in an excellent performance on wintry and unpaved roads.

## SNOWTRAC 3

VREDESTEIN'S BEST EVER WINTER TYRE

Vredestein is renowned for the priority it gives to safety, which is illustrated in the new Snowtrac 3. The intelligent tread with its innovative, stepped circumferential groove enhances the diagonal grip on wet and snowy surfaces. Tapered diagonal grooves optimise the self-cleaning performance of the tyre. With the introduction of a new tread compound, the performance in wet, dry and wintry conditions, has further improved, compared to the earlier, highly successful Snowtracs.




FEATURES	BENEFITS
Design by Giugiaro	Powerful appearance due to aggressive, taut lines
Excellent self-cleaning properties due to sophisticated W-shaped tread	Good driving performance on snowy and unpaved roads
Optimum Silica Processing™ (OSP™) in the tread compound	Good grip on wet roads Outstanding aquaplaning stability
Refined tread compound Rigid sidewall Special belt construction	Precise steering at high speeds
Equal distribution of pressure in the tread with blocks that vary in size	Low noise levels throughout the lifespan of the tyre

FEATURES	BENEFITS
Intelligent tread with innovative, stepped circumferential groove	Full tyre width used for premium grip in winter conditions
Tapered diagonal grooves	Excellent self-cleaning of snow and slush
Groove in groove to separate shoulder blocks	Balanced wear pattern results in consistent performance
Optimum Silica & Polymer Processing (OS&PP) tread compound	Excellent winter performance and maximum grip on wet and dry roads
Round footprint	Maximum water dispersal
Variable groove depth ensures perfect pressure distribution across the footprint	Excellent handling
Centre Shift System®, ingenious shifting of right and left tread parts in relation to the centre of the tyre	Low noise production in compliance with all European regulations

AVAILABLE SIZES		
215/70 R 16 100 H	265/65 R 17 112 H	255/55 R 19 111 V XL
225/70 R 16 103 H	235/65 R 18 110 H XL	265/55 R 19 109 H
235/70 R 16 106 H	235/60 R 17 102 H	235/50 R 18 97 H
245/70 R 16 107 H	255/60 R 17 106 H	255/50 R 19 107 V XL
265/70 R 16 112 H	235/60 R 18 107 H XL	255/50 R 20 109 V XL
235/70 R 17 111 H XL	255/60 R 18 112 H XL	275/45 R 19 108 V XL
255/65 R 16 109 H	225/55 R 17 97 H	285/45 R 19 111 V XL
225/65 R 17 102 H	235/55 R 17 99 H	275/45 R 20 110 V XL
235/65 R 17 108 H XL	255/55 R 18 109 V XL	275/40 R 20 106 V XL
255/65 R 17 110 H		

XL = Extra Load

AVAILABLE SIZES		
155/65 R 13 73 T	185/60 R 14 82 T	195/55 R 15 85 H
155/65 R 14 75 T	185/60 R 15 88 T XL	195/55 R 16 87 H
175/65 R 14 82 T	195/60 R 15 88 T	205/55 R 16 91 H
185/65 R 14 86 T	205/60 R 15 91 T	
175/65 R 15 84 T	205/60 R 16 92 H	XL = Extra Load
185/65 R 15 88 T		
195/65 R 15 91 T		





## SNOWTRAC 2

FOR ALL WINTER DRIVING CONDITIONS

The Snowtrac 2 is the ultimate all-round winter tyre thanks to the application of Silica Nova 7°C in the tread compound. This gives the tyre excellent winter properties as well as a perfect grip on wet and slippery road surfaces. A hard 'base' compound is used for the foundation layer, considerably improving handling on dry and wet road surfaces and offering a reduced rolling resistance. The zigzag sipes also play a key role in the way this tyre performs in snowy and icy conditions. Taken as a whole, the Snowtrac 2 effortlessly combines top performance on snow and ice with the capacity to reach speeds as high as 118 mph (190 km/h) (T) and 130 mph (210 km/h) (H) (where this is possible and permissible).



FEATURES	BENEFITS
<p>Unique tread compound:</p> <ul style="list-style-type: none"> <li>• Silica Nova 7°C for contact with the road</li> <li>• Hard 'base' compound for the foundation layer</li> </ul>	<p>Excellent winter properties at temperatures below 7°C</p> <p>Perfect grip on wet road surfaces</p> <p>Excellent handling on dry and wet road surfaces</p> <p>Lower rolling resistance</p>
<p>Large number of zigzag-shaped sipes</p>	<p>Extra grip for a shorter braking distance and improved acceleration in wintry conditions</p> <p>Optimum disposal of mud and snow</p>
<p>A directional tread with two circumferential grooves and a contour that reflects the very latest technology</p>	<p>Improved resistance to aquaplaning</p> <p>Improved road performance during wintry conditions</p> <p>Ultra-low noise production</p> <p>Modern and sporty appearance</p>

AVAILABLE SIZES					
165/70 R 14	81 T	195/65 R 15	91 H	195/60 R 16	89 H
165/70 R 14	85 T XL	205/65 R 15	94 T	205/60 R 16	92 H
165/65 R 13	77 T	205/65 R 15	99 T XL	185/55 R 14	80 T
175/65 R 13	80 T	205/65 R 15	94 H	185/55 R 15	82 H
155/65 R 14	75 T	165/60 R 14	79 T XL	185/55 R 15	86 H XL
165/65 R 14	79 T	185/60 R 14	82 T	195/55 R 15	85 H
175/65 R 14	82 T	185/60 R 14	82 H	195/55 R 16	87 H
175/65 R 14	86 T XL	195/60 R 14	86 T	205/55 R 16	91 T
185/65 R 14	86 T	185/60 R 15	88 T XL	205/55 R 16	91 H
165/65 R 15	81 T	195/60 R 15	88 T	195/50 R 15	82 H
185/65 R 15	88 T	195/60 R 15	88 H		
185/65 R 15	88 H	205/60 R 15	91 T		
195/65 R 15	91 T	205/60 R 15	91 H		
195/65 R 15	95 T XL	195/60 R 16	C 99 T		

XL = Extra Load  
C = Commercial



## SNOWTRAC

GETTING A GRIP IN WINTER

Thanks to its high levels of Silica Solution II, the Snowtrac gets a firm grip on all wet, snowy and icy roads. In addition, this genuine winter tyre (capable of speeds up to 118 mph/190 km/h) has a special directional tread pattern. A striking feature here is the angled lateral tread blocks. These easily shake off clinging snow, thus ensuring a snowfree tread. The many wafer-thin grooves in the tread profile, known as sipes, have been extended due to their wave form. This provides excellent stability when accelerating and braking.

FEATURES	BENEFITS
<p>Silica Solution II in the tread</p> <ul style="list-style-type: none"> <li>• Rubber is more elastic and flexible at lower temperatures</li> </ul>	<p>Improved grip on wet, snowy and icy road surfaces:</p> <ul style="list-style-type: none"> <li>• 12% more grip</li> <li>• 10% reduction in braking distance</li> <li>Longer life-span</li> </ul>
<p>Directional tread pattern with angled lateral tread blocks</p>	<p>The tyre removes snow more efficiently</p> <p>Efficient and fast water dispersal</p>
<p>Tread Control System - wave form sipes</p>	<p>The tyre bites into snowy or icy road surfaces (saw-tooth effect) when accelerating and braking</p>
<p>Robust design and modern sidewall markings</p>	<p>A modern, sporty winter tyre</p>

AVAILABLE SIZES					
135/80 R 13	70 S	145/70 R 13	71 S	195/70 R 14	91 T
145/80 R 13	75 S	155/70 R 13	75 S	195/70 R 15	97 T RF
155/80 R 13	79 S	165/70 R 13	79 S	205/70 R 15	96 T
165/80 R 13	83 S	165/70 R 13	83 R RF	195/65 R 14	89 T
175/80 R 14	88 T	175/70 R 13	82 T	175/65 R 15	84 T
185/80 R 14	95 T RF	175/70 R 14	84 T		
155 R 15	82 Q <sup>1</sup>	175/70 R 14	88 T XL		
165 R 15	86 Q <sup>1</sup>	185/70 R 14	88 T		

<sup>1</sup> = Snow+  
RF = Reinforced  
XL = Extra Load





## RUNFLAT

### HIGH PERFORMANCE RUNFLAT WINTER TYRES


Tyres with VRFC technology have stronger sides and a weighted bead construction. This ensures that the RunFlat fits tightly around the rim and allows the tyre to continue carrying the vehicle. In case of pressure loss, Vredestein RunFlat tyres will still be able to undertake driving speeds of up to 50 mph (80 km/h). In accordance with the relevant standards, they can be driven for a distance of up to 50 miles (80 kilometres) with maximum load.

## QUATRAC 3

### SUMMER AND WINTER IN ONE TYRE

The Quatrac 3 is the ideal alternative for motorists in a temperate climate who want to drive all year round on the same type of tyre. The striking asymmetrical, non-directional tread with the separate summer and winter sides offers optimal safety and comfort in all weather conditions. The tyre has excellent handling characteristics that are ideal for driving in summer conditions on dry and wet roads. At the same time, the tyre offers perfect grip and a high dispersal capacity in winter conditions. Three longitudinal grooves are incorporated into the tread, providing efficient water dispersion.



FEATURES	BENEFITS
 Extra reinforcement (insert) on the inside of the tyre and a reinforced bead construction  Two rayon carcass layers  Bears regular M&S code and snowflake symbol	Complies with the ETRTO standards for RunFlat tyres  Despite loss of pressure the tyre stays firmly seated on the rim and replaces a temporary spare tyre  High carrying capacity, good stability and controlled handling  Complies with the requirements for official designation as a winter tyre

FEATURES	BENEFITS
Low air ratio and small number of sipes (summer side)  Open tread structure featuring undulating sipes (winter side)  Three central longitudinal grooves  Sophisticated construction and tread design  Bears regular M&S code and snowflake symbol	Optimal contact with the road surface and alert steering response  Perfect grip and high dispersal capacity on water, snow, ice and mud  Maximum water dispersal to prevent aquaplaning  Low noise level that complies with the latest EU directives  Complies with the requirements for official designation as a winter tyre

AVAILABLE SIZES	
195/55 RF 16 87 V <sup>1</sup>	205/55 RF 16 91 H <sup>2</sup>
205/55 RF 16 91 V <sup>1</sup>	225/50 RF 17 94 H <sup>2</sup>
205/45 RF 17 84 V <sup>1</sup>	205/45 RF 17 84 V <sup>2</sup>
	225/45 RF 17 91 V <sup>2</sup>

<sup>1</sup> = Quatrac 3 RunFlat  
<sup>2</sup> = Wintrac xtreme RunFlat

AVAILABLE SIZES		
195/65 R 15 91 V	205/60 R 16 92 H	195/50 R 15 82 H
205/65 R 15 94 H	205/55 R 16 91 H	195/50 R 15 82 V
215/65 R 16 98 H	205/55 R 16 91 V	205/50 R 16 87 V
185/60 R 15 88 H XL	215/55 R 16 93 H	225/45 R 17 94 V XL
195/60 R 15 88 V	215/55 R 16 97 V XL	
205/60 R 15 91 H	225/55 R 16 95 V	
205/60 R 15 91 V		

XL = Extra Load





## QUATRAC 2

THE ALL-SEASON SPORTS TYRE

The Quatrac 2 is a tyre for all seasons. The use of Silica Solution II in the tread ensures that the Quatrac 2 deals effortlessly with all weather conditions and every type of road surface. Whether it's a stifling hot summers day, one of those autumnal periods when it never seems to stop raining, or when your path seems blocked by snow in wintertime, the Quatrac 2 will always get you to where you want to be. This tyre is also a treat for the eyes, with an appearance that emphasises its flexible, dynamic and sporty character.




## ARCTRAC

FOR EXTREME WINTER CONDITIONS

The Arctrac was developed for extreme winter conditions and various types of snow and ice. The angular 3D shoulder contours and stepped inner surface of the groove provide additional diagonal grip and stability, especially in snow. The intelligent tread construction means spike loss is reduced, ensuring their effectiveness. Tapered diagonal grooves give the best possible self-cleaning performance. Even in the coldest weather, the Arctrac guarantees excellent handling, a short braking path and fast acceleration.



FEATURES	BENEFITS
Silica Solution II in the tread	Maximum grip on road surface, even at temperatures below 7°C Low rolling resistance
Quatrac Twin Tight System • Revolutionary tread mix • Maximum water disposal	Ultra-alert sensitivity when steering Ideal directional stability on both dry and wet road surfaces
Low treadwear coefficient mix	Long life-span
Tread and sidewall design	A dynamic, supple and sporty-looking tyre
	Adequate winter tyre

FEATURES	BENEFITS
Sophisticated Spike Algorithm® (intelligent spike distribution in footprint) and smart tread construction	Excellent grip on snow and ice Minimal loss of spikes
Angular 3D contour with stepped inner groove surface	Additional diagonal grip and stability Superb holding
Innovative tread compound	Great grip even in extremely cold conditions
Tapered diagonal grooves	Superior self-cleaning performance in snow and slush
Specially adjusted tyre contour (per size)	Equal pressure distribution on the spikes, improving grip
Centre Shift System®; ingenious shifting of right and left tread parts in relation to the centre of the tyre	Without spikes, the tyre complies with European noise regulations

AVAILABLE SIZES		
145/80 R 13 75 T	185/65 R 14 86 T	205/60 R 15 91 H
155/80 R 13 79 T	145/65 R 15 72 T	195/60 R 16 C 99 H
175/80 R 14 88 T	175/65 R 15 84 T	205/60 R 16 92 H
155/70 R 13 75 T	185/65 R 15 88 T	215/60 R 16 99 H XL
165/70 R 13 79 T	185/65 R 15 88 H	225/60 R 16 98 H
175/70 R 13 82 T	195/65 R 15 91 T	185/55 R 14 80 T
185/70 R 13 86 T	195/65 R 15 91 H	175/55 R 15 77 T
165/70 R 14 81 T	195/65 R 15 95 T RF	185/55 R 15 82 H
175/70 R 14 84 T	205/65 R 15 94 H	195/55 R 15 85 H
185/70 R 14 88 T	215/65 R 15 96 H	205/55 R 16 91 H
195/70 R 14 91 T	215/65 R 16 98 H	215/55 R 16 93 H
205/70 R 15 96 T	185/60 R 14 82 T	195/50 R 15 82 H
215/70 R 15 98 T	185/60 R 14 82 H	205/50 R 15 86 H
175/65 R 13 80 T	195/60 R 14 86 H	
165/65 R 14 79 T	155/60 R 15 74 T	
175/65 R 14 82 T	195/60 R 15 88 H	

XL = Extra Load  
RF = Reinforced  
C = Commercial

AVAILABLE SIZES		
155/80 R 13 79 T	175/65 R 14 C 90 Q <sup>1</sup>	205/55 R 16 95 T XL
165/80 R 13 83 Q <sup>1</sup>	175/65 R 14 82 T	215/55 R 16 97 T XL
175/80 R 14 88 Q <sup>1</sup>	185/65 R 14 86 T	225/55 R 16 95 T
155 R 15 82 Q <sup>2</sup>	185/65 R 15 88 T	225/50 R 17 98 T XL
165 R 15 86 Q <sup>2</sup>	195/65 R 15 91 T	225/45 R 17 94 T XL
155/70 R 13 75 T	205/65 R 15 94 T	
165/70 R 13 79 T	215/65 R 16 102 T XL	
175/70 R 13 82 T	195/60 R 15 88 T	
175/70 R 14 84 T	205/60 R 16 96 T XL	
185/70 R 14 88 T	215/60 R 16 99 T XL	

XL = Extra Load  
C = Commercial  
1 = Ictetrac  
2 = Snow+



## ARCTRAC SUV

### THE SPIKED SUV TYRE

The Arctrac SUV is based on the strengths of the Arctrac with an extra wide tread, improved road holding and enhanced stability with no compromise on comfort. The intelligent tread construction keeps spike loss to a minimum. The Arctrac SUV is also provided with a double carcass layer and a sturdy belt, which gives a higher load capacity and makes the tyre ideal for heavier SUVs. Even in extreme cold, the Arctrac SUV guarantees excellent handling, a short braking distance and fast acceleration.

FEATURES	BENEFITS
Double carcass layer and an extra sturdy belt construction	High load capacity Superior stability and control
Sophisticated Spike Algorithm® (intelligent spike distribution in footprint) and smart tread construction	Excellent grip on snow and ice Minimal loss of spikes
Tapered diagonal grooves	Good self-cleaning of snow and slush
Angular 3D contour with stepped inner groove surface	Additional diagonal grip and stability in winter conditions
Optimised tyre contour (per size)	Equal distribution of pressure on the spikes improves grip
Centre Shift System®: Ingenious shifting of right and left tread parts in relation to the centre of the tyre	Low noise production in compliance with all European regulations

#### AVAILABLE SIZES

265/70 R 16 112 T    235/60 R 18 107 T XL    XL = Extra Load  
235/65 R 17 108 T XL    255/55 R 18 109 T XL  
265/65 R 17 112 T



## COMTRAC WINTER

### THE WINTER TYRE FOR MODERN DELIVERY VANS

The Comtrac Winter has a directional tread which, in combination with two large circumferential grooves, ensures excellent water dispersion and prevents aquaplaning. The large number of zigzag sipes in the tread blocks are designed in such a way that the tyre can easily shake off mud and snow. In addition, this unique tread design with its special compound, provides for a shorter braking distance and improved acceleration in wintry conditions. The sturdy shoulder blocks play a crucial role when cornering, especially with heavier loads. Their special construction guarantees an optimal grip. At the same time, the Comtrac Winter is a good-looking tyre, designed to meet the increasing aesthetic demand from owners of modern delivery vans.

FEATURES	BENEFITS
Directional tread design with zigzag sipes	Good water dispersal and easily shakes off mud and snow Quiet and very comfortable
Unique winter tyre tread compound	Shorter braking distance and improved acceleration in wintry conditions
Sturdy shoulder blocks and a steel reinforcement strip in the sidewall of the tyre	Immediate response to steering movements, optimal grip on corners and good overall stability
Wide range of modern sizes available with R and T speed rating	Ideal for modern delivery vans capable of speeds up to max. 118 mph (190 km/h)

#### AVAILABLE SIZES

185 R 14 C 102/100 R    195/75R 16C 107/105 R    205/65R 15C 102/100 R  
195 R 14 C 106/104 R    205/75R 16C 110/108 R    195/65R 16C 104/102 R  
205 R 16 104 T XL    215/75R 16C 113/111 R    205/65R 16C 107/105 R  
205 R 16 C 110/108 R    195/70R 15C 104/102 R    215/65R 16C 109/107 R  
205/70R 15C 106/104 R    225/65R 16C 112/110 R  
215/70R 15C 109/107 R    235/65R 16C 115/113 R  
225/70R 15C 112/110 R    235/60R 17C 117/115 R

XL = Extra Load  
 C = Commercial



# TEST RESULTS



## COMTRAC ICE

### THE STUDABLE WINTER TYRE FOR EXTREME CONDITIONS

The Comtrac Ice is designed for vans and features a durable carcass with steel reinforcement strips to ensure complete safety throughout its service life. The combination of the unique tread, an advanced tread compound, and special studs minimises braking distance and ensures optimum acceleration on snow and ice. The Comtrac Ice uses a type of stud with a hard metal pin specially developed for Vredestein after many years of research. It not only greatly improves the tyre's performance, but it also reduces the risk of stud loss. With its two wide longitudinal grooves the directional tread, which is identical to that of the Comtrac Winter tyre, optimises water dispersal to prevent aquaplaning.

FEATURES	BENEFITS
Special PCA-free rubber compound	Excellent driveability at low temperatures and on snow and ice
Stud core hardness and dimensions match tread wear	Optimum grip and stability throughout the long service life
Perfect combination of sturdy tread and advanced stud positioning on the tyre face	Excellent self-cleaning properties, reduced braking distance and good acceleration in winter conditions
Triple flange stud construction	Reduced risk of stud loss

#### AVAILABLE SIZES

<u>195/70 R 15 C 104/102 R</u>	<u>195/65 R 16 C 104/102 R</u>	<u>225/65 R 16 C 112/110 R</u>
<u>215/70 R 15 C 109/107 R</u>	<u>205/65 R 16 C 107/105 R</u>	<u>235/65 R 16 C 115/113 R</u>
<u>225/70 R 15 C 112/110 R</u>	<u>215/65 R 16 C 109/107 R</u>	C = Commercial

#### WINTRAC XTREME

**POWERCAR**  
10/2007  
205/50 R 17 V XL  
RECOMMENDED

**sport auto**  
11/2006  
235/40 R 18 V XL  
RECOMMENDED

**sportscars**  
11/2006  
225/45 R 17 H XL  
RECOMMENDED

#### WINTRAC 4 XTREME

**Auto Bild allrad**  
11/2007  
215/70 R 16 H XL  
HIGHLY RECOMMENDED

**ADACmotorwelt**  
10/2007  
215/65 R 16 H  
RECOMMENDED

**Auto Bild allrad**  
10/2006  
235/65 R 17 H XL  
HIGHLY RECOMMENDED

**auto motor und sport**  
09/2006  
255/55 R 18 V XL  
RECOMMENDED

#### SNOWTRAC 2

**L'argus**  
12/2007  
205/55 R 16 H  
RECOMMENDED

**ADACmotorwelt**  
10/2007  
205/55 R 16 H  
RECOMMENDED

**AUTO ZEITUNG**  
09/2007  
195/65 R 15 T  
TESTWINNER

**Auto Bild**  
10/2006  
195/65 R 15 H  
HIGHLY RECOMMENDED



#### QUATRAC 2

**ACE**  
04/2008  
175/65 R 14 T  
HIGHLY RECOMMENDED

**Auto Bild**  
09/2006  
195/65 R 15 H  
RECOMMENDED

**ADACmotorwelt**  
09/2006  
185/60 R 14 T  
RECOMMENDED

**auto touring**  
09/2006  
185/60 R 14 T  
RECOMMENDED

#### COMTRAC WINTER

**pro mobil**  
10/2007  
235/65 R 16 C  
Good

**pro mobil**  
10/2004  
215/70 R 15 C  
TESTWINNER

**pro mobil**  
10/2004  
215/65 R 16 C  
VERY GOOD

